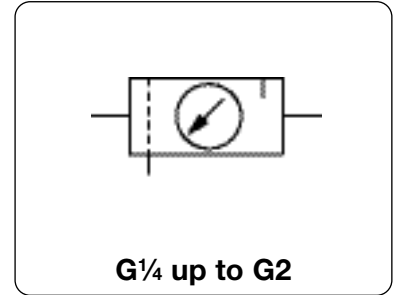


Description	FRL service unit of small size and with high flow. Compact design, proven in operation.		
Media	compressed air or non-corrosive gases		
Supply pressure	max. 17 bar for metal bowl with sight glass		
Adjustment	by T-handle with locknut,	by plastic knob with snap-lock on pilot regulator at size G2	
Relieving function	relieving, optionally non-relieving	Air consumption only for pilot pressure at size G2	
Gauge port	G $\frac{1}{4}$ on both sides of the body, one screw plug supplied		
Filter element	40 μ m, optionally 5 μ m, made of polypropylene		
Bowl	metal version with sight glass		
Drainage	manual drain as standard	for max. 21 bar	
	optionally internal automatic drain	for max. 12 / 16 bar	
	or external automatic drain	for max. 18 bar	
Temperature range	0 °C to 70 °C / 32 °F to 158 °F for metal bowl with sight glass		
Material	Body: zinc die-cast	Elastomer: NBR/Buna-N	
	Bowl: polyurethane, zinc die-cast or steel	Inner valve: brass	



Dimensions			Combination consisting of	Bowl design made of/with	Flow rate		Connection thread G	Order number
A	B	C			m ³ /h*1	l/min*1		

FRL unit, 3-part				P: max. 17 bar, P ₂ : 0.3...9 bar, 40 μ m, manual drain, relieving, with pressure gauge			C630	
400	267	197	F602 + R119, + L606	metal/sight glass	408	6 800	G $\frac{3}{4}$	C630-06FRL-W
					516	8 600	G1	C630-08FRL-W
419	286	206		metal/sight glass	600	10 000	G1 $\frac{1}{4}$	C630-10FRL-W
					630	10 500	G1 $\frac{1}{2}$	C630-12FRL-W
485	425	356		metal/sight glass	1 590	26 500	G2	C630-16FRL-W



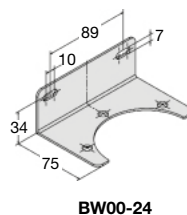
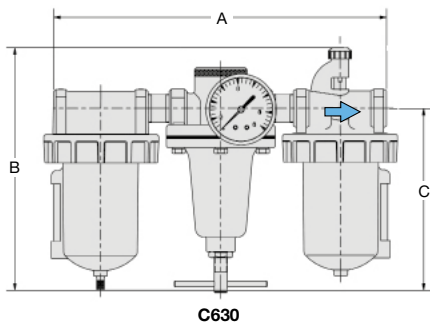
Special options, add the appropriate letter

5 μ m filter element		C630-0 G
NPT connection thread		C630-0 N
0.2... 4 bar pressure range		C630-0 B
0.5...17 bar pressure range		C630-0 D
semiautomatic drain	RK500SY, max. 12 bar	C630-0 M
automatic drain	SA605MD, max. 12 bar	C630-0 R
flange connection	see chapter for stainless steel devices / flanges	C630-0 F



Accessories, enclosed

mounting bracket	made of steel	for G $\frac{3}{4}$ to G1 $\frac{1}{2}$	BW00-24
------------------	---------------	---	----------------



*1 at 8 bar supply pressure, 6 bar outlet pressure and 1 bar pressure drop

* Product group

Further details: see chapter for single devices

PDF CAD
www.aircom.net



Order example:
C630-06FRL-A